



EMTEC Portable SSDX200

**STOP! IMPORTANT INFORMATION.
READ THE FOLLOWING CAREFULLY BEFORE USING THE EMTEC SSD.
KEEP THESE INSTRUCTIONS FOR FUTURE REFERENCE.**

Safety & Handling Instructions:

Do not disassemble, crush, short circuit or incinerate the Emtec SSD as it may cause fire, injury, burns or other hazards. Keep the Emtec SSD drive away from direct sunlight, moisture and extreme temperatures. The user is responsible for complying with all environmental, safety and other usage specifications outlined in the Product Manual.

For any further enquiries, please visit EMTEC website : <http://www.emtec-international.com>

Quick installation

1. Specifications:

Interface Type-C 3.1

Compatible USB-A with provided cable USB-C to USB-A.

Supported operating systems: Windows, Mac OS, Android

Operating temperature: 0° C - 70° C

Storage temperature: -40° C – 70° C

Supports UASP function under Windows 8/10/MAC OS X, Linux 2.6.

Led indicator flashes when connecting, writing and reading. Performances may vary according to computer configuration, product capacity, file size and testing software.

2. Data backup:

To prevent data loss, we strongly recommend to proceed at least to two backups of your data, one on your EMTEC portable SSD and another one on any other external device.

Any data loss or corruption while using EMTEC SSD is the sole responsibility of the user.

Under any circumstances will the manufacturer be held liable for compensation or data recovery.

3. Using EMTEC SSD on PC:

Turn on your PC and start Windows.

Connect the SSD to the USB port of your PC.

Windows will install the driver automatically and the SSD driver will appear when opening your file explorer.

4. Using EMTEC SSD on Mac:

Turn on your computer and start Mac OS.

Connect the SSD to the USB port of your computer.

No driver installation required: the SSD will automatically appear on your desktop.

Note: EMTEC external SSD is NTFS formatted by default.

To be able to write on your SSD from your Mac computer, you must format the SSD in HFS+.

Please refer to «Partitioning and Formatting» in disk utility of your computer.

Refer also to our explanations about formatting in «Questions and answers».

5. Power management:

EMTEC SSD works correctly only when directly plugged to the onboard USB port of your computer.

Do not plug the SSD to a front USB extension or to a hub.

Refer to our explanations in «Questions and answers».

Warranty :

This EMTEC Portable SSD has 3 years warranty from date of purchase. Within the warranty period, we will repair or replace your Portable SSD in case of material or functional defect.

We do not take any responsibility in case of data loss.

It is suggested that one regularly backs up their personal data.

The warranty does not apply:

(1) For damages caused by natural disaster.

(2) If the SSD has been repaired or dismantled by unauthorized persons.

(3) If the product has been destroyed voluntarily or involuntarily.

(4) If the warranty label or capacity information have been changed or removed, if the serial number does not appear clearly or does not match.

(5) If EMTEC SSD was bought from unauthorized channel.

(6) If the warranty period has expired.

Questions & answers:





Q: Which File system should I choose to format my EMTEC SSD?

A: This will depend on how you want to use your EMTEC SSD. For Windows, use NTFS formatting. For Mac, use HFS+ formatting. To use EMTEC SSD on both, Mac and PC, use EXFAT formatting.

Q: My SSD is connected but does not appear on the screen or does not work.

A: Do not plug to any external USB extension. Make sure that there is enough USB bus power and refer to the Power Management section of your computer.

Manufacturer declarations / Déclarations du fabricant / Declaraciones del fabricante / Dichiarazioni del fabbricante / Herstellererklärungen / Declarações do fabricante / Aangiften van de fabrikant / Deklaracje producenta

USA	<p>FCC / CEC</p> <p>This equipment has been tested and found to comply with the limits for a Class B digital device, pursuant to Part 15 of the FCC Rules. These limits are designed to provide reasonable protection against harmful interference in a residential installation. This equipment generates, uses and can radiate radio frequency energy and, if not installed and used in accordance with the instructions, may cause harmful interference to radio communications. However, there is no guarantee that interference will not occur in a particular installation. This device complies with Part 15 of the FCC Rules. Operation is subject to the following two conditions: (1) this device may not cause harmful interference, and (2) this device must accept any interference received, including interference that may cause undesired operation.</p> <p>If this equipment does cause harmful interference to radio or television reception, which can be determined by turning the equipment off and on, the user is encouraged to try to correct the interference by one or more of the following measures:</p> <ul style="list-style-type: none"> -- Reorient or relocate the receiving antenna. -- Increase the separation between the equipment and receiver. -- Connect the equipment into an outlet on a circuit different from that to which the receiver is connected. -- Consult the dealer or an experienced radio/TV technician for help. 	
Canada	<p>ICES-003</p> <p>This device complies with Industry Canada license-exempt RSS standard(s). Operation is subject to the following two conditions: (1) this device may not cause interference, and (2) this device must accept any interference, including interference that may cause undesired operation of the device.</p> <p>Le présent appareil est conforme aux CNR d'Industrie Canada applicable aux appareils radio exempts de licence. L'exploitation est autorisée aux deux conditions suivantes : (1) l'appareil ne doit pas produire de brouillage, et (2) l'utilisateur de l'appareil doit accepter tout brouillage radioélectrique subi, même si le brouillage est susceptible d'en compromettre le fonctionnement.</p>	
Europe	CE	
Australia / New Zealand	<p>RCM</p> <p>Our goods come with guarantees that cannot be excluded under the Australian Consumer Law. You are entitled to a replacement or refund for a major failure and compensation for any other reasonably foreseeable loss or damage. You are also entitled to have the goods repaired or replaced if the goods fail to be of acceptable quality and the failure does not amount to a major failure</p>	
Environmental	<p>ROHS</p> <p>Reach</p>	
WEEE	<p>Please dispose of this product by taking it to your local collection point or recycling center for such equipment.</p> <p>Veillez à la mise au rebut appropriée de ce produit en l'amenant à votre point de collecte local ou au centre de recyclage prévu pour traiter ce type de matériel.</p> <p>Por favor, si desea deshacerse de este producto, llévelo a su punto local de recogida o un centro de reciclaje para equipos electrónicos como este.</p> <p>Smaltire il prodotto portandolo al punto di raccolta locale o Centro di riciclaggio per tali apparecchiature.</p> <p>Entsorgen Sie das Produkt in einer lokalen Sammelstelle oder in einem für diese Art von Geräten zuständigen Recycling-Zentrum.</p> <p>Dirija-se ao ponto de recolha do seu local ou ao centro de reciclagem para deitar fora este produto.</p> <p>Verwerk dit product als afval door het naar uw plaatselijk ophaalpunt of recyclingcentrum voor dergelijke uitrustinge brengen.</p> <p>Prosimy wyrzucic ten produkt w najbliższym lokalnym punkcie zbierania odpadów lub centrum odzysku tego typu sprzętu.</p>	

Dexxon Groupe, 2019
© 2019 Dexxon
EU: Dexxon Groupe
79, avenue Louis Roche –
92230 Gennevilliers – France

USA/CANADA:
Dexxon Digital storage / Dexxon Logistics / 7611 Green Meadows Drive Lewis Center –
OH43035 – USA

www.emtec-international.com

EMTEC and EMTEC Logo are registered trademarks of DEXXON Groupe. All other trademarks are the property of their respective owners.

MODEL NUMBER: X200